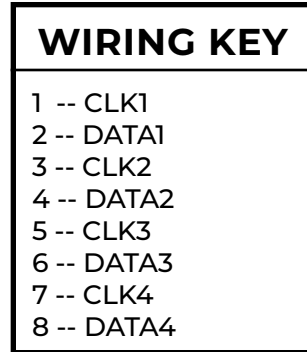
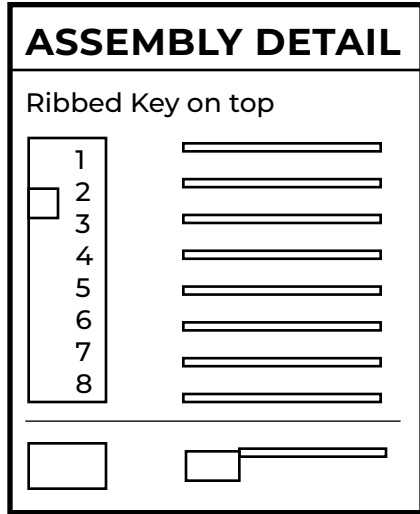


# WSI Cable Specs

## Single Ended PCM Cable Wiring Diagram



Wideband Systems, Inc	
Product: WSI-CABLE	Rev Number: 01
Part Number: 4PCM	File: 011-4PCM-01

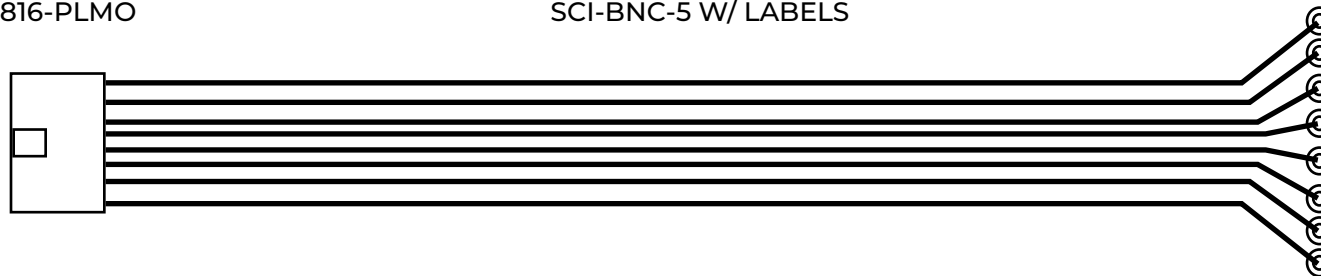
Tolerances are as follows:	
xx.xxx	+/- 0.010
xx.xxxx	+/- 0.002

QA Released:
--------------

**CONNECTOR**  
3M 9816-PLMO

**8 CABLE ASSEMBLIES**  
SCI-BNC-5 W/ LABELS

**8 BNC CONNECTORS**

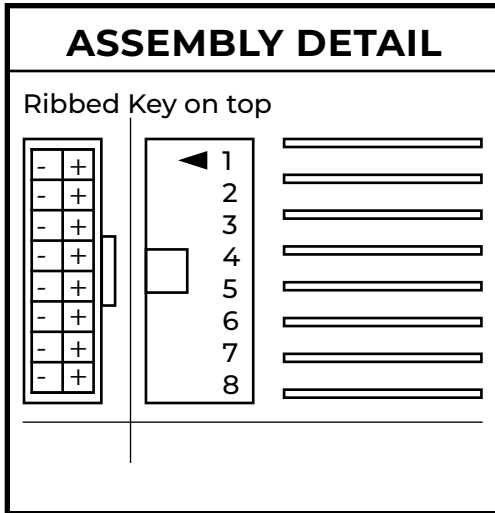


Attach cable ties every 6 inches

60.0" +/- 0.25"

# WSI Cable Specs

## Differential PCM Cable Wiring Diagram



### WIRING KEY

- 1 -- CLK1(+) Center, CLK1(-) Intermediate
- 2 -- DATA1(+) Center, DATA1(-) Intermediate
- 3 -- CLK2(+) Center, CLK2(-) Intermediate
- 5 -- CLK3(+) Center, CLK1(-) Intermediate
- 6 -- DATA3(+) Center, DATA3(-) Intermediate
- 7 -- CLK4(+) Center, CLK4(-) Intermediate
- 8 -- DATA4(+) Center, DATA4(-) Intermediate

Wideband Systems, Inc	
Product: WSI-CABLE	Rev Number: 01
Part Number: 4PCM	File: 011-4PCM-DIFF-12001

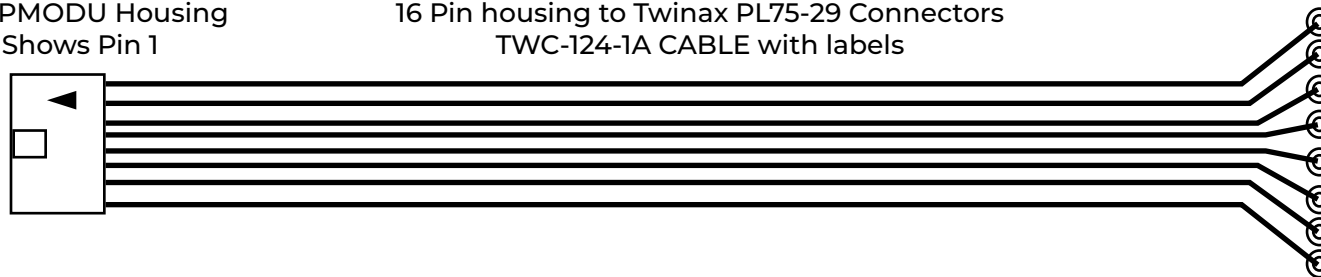
Tolerances are as follows:  
 xx.xxx                    +/- 0.010  
 xx.xxxx                   +/- 0.002  
 unless specified

QA Released:

**CONNECTOR**  
 100 IDC AMPMODU Housing  
 Arrow Shows Pin 1

**8 CABLE ASSEMBLIES**  
 16 Pin housing to Twinax PL75-29 Connectors  
 TWC-124-1A CABLE with labels

**8 TWINAX CONNECTORS**



Attach cable ties every 6 inches

25' +/- 1.00"